






Model Name		MAZDA2 1.5 SKYACTIV-G SDN (High)	MAZDA2 1.5 SKYACTIV-G HB (High)
Model Code		DNEN RAA	DNFL RAA
<b>POWERTRAIN</b>			
Engine Type		SKYACTIV®-G 1.5L DOHC 16-Valve 4 Cylinder With VVT	SKYACTIV®-G 1.5L DOHC 16-Valve 4 Cylinder With VVT
Engine Capacity	cc	1,496	1,496
Maximum Power	Hp / RPM	114 / 6,000rpm	114 / 6,000rpm
Maximum Torque	Nm / RPM	149 / 4,000rpm	149 / 4,000rpm
Maximum Speed	Km/h	188	184
Compression Ratio		14.0 : 1	14.0 : 1
Bore x Stroke	mm	74.5 x 85.8	74.5 x 85.8
Drivetrain		2WD	2WD
Transmission		SKYACTIV®-DRIVE 6-Speed Automatic with Manual Shift Mode	SKYACTIV®-DRIVE 6-Speed Automatic with Manual Shift Mode
Fuel Type		Petrol	Petrol
Recommended Fuel		Min.Ron 95	Min.Ron 95
Fuel Efficiency *		5.3L/100km	5.3L/100km
Fuel System		Direct Injection	Direct Injection
Fuel Tank Capacity	Litres	44	44
<b>CHASSIS</b>			
Brake Type	Front	Ventilated Disc	Ventilated Disc
	Rear	Solid Disc	Solid Disc
Suspension Type	Front	MacPherson Struts	MacPherson Struts
	Rear	Torsion Beam	Torsion Beam
Steering Type		Electronic Power Assisted Steering (EPAS)	Electronic Power Assisted Steering (EPAS)
Turning Circle Diameter, Curb to Curb	Meter	9.70	9.70
Wheel Type		Alloy (Black & Chrome)	Alloy (Black & Chrome)
Wheel Size		16 x 5.5J	16 x 5.5J
Tyre Size		185/60R16	185/60R16
Wheel Type (Spare)		Temporary	Temporary
Wheel Size (Spare)		14 x 5J	14 x 5J
Tyre Size (Spare)		165/65/R14	165/65/R14



		Model Name	MAZDA2 1.5 SKYACTIV-G SDN (High)	MAZDA2 1.5 SKYACTIV-G HB (High)
		Model Code	DNEN RAA	DNFL RAA
<b>DIMENSIONS</b>				
Overall Length	mm		4,355	4,080
Overall Width	mm		1,695	1,695
Overall Height	mm		1,470	1,495
Wheelbase	mm		2,570	2,570
Ground Clearance	mm		140	140
Curb Weight	kg		1,118	1,091
<b>EXTERIOR</b>				
Front Headlights			LED with Signature Illumination	LED with Signature Illumination
Front Headlights On/Off Function			Auto	Auto
Front Headlights Leveling			Auto	Auto
Daytime Running Lights			LED	LED
Rear Combination Taillights			Bulb	Bulb
Rear Fog Light			Bulb	LED
Reverse Lights			Bulb	LED
Windshield Wipers	Rain Sensing		●	●
	Intermittent Function		Variable	Variable
Rear Wiper/Washer			-	●
Mazda Advanced Keyless Entry			●	●
Outer Rearview mirrors	with Power Adjustable		●	●
	with Power Folding		● (Autofold)	● (Autofold)
	with Turn Indicators		●	●
Antenna			Built-in	Shark fin
Rear Spoiler			-	●
Parking Sensors	Rear		x 4	x 4
Radiator Grille			Black & Chrome	Black & Chrome



			
<b>Model Name</b>		<b>MAZDA2 1.5 SKYACTIV-G SDN (High)</b>	<b>MAZDA2 1.5 SKYACTIV-G HB (High)</b>
<b>Model Code</b>		<b>DNEN RAA</b>	<b>DNFL RAA</b>
<b>ADVANCED TECHNOLOGIES</b>			
Stop/Start Idling Technology		●	●
G-Vectoring Control Plus Technology		●	●
<b>SAFETY</b>			
SRS Airbags	Front (Driver & Passenger)	●	●
Anti-Lock Braking System (ABS)		●	●
Electronic Brake-Force Distribution (EBD)		●	●
Brake Assist (BA)		●	●
Dynamic Stability Control (DSC)		●	●
Traction Control System (TCS)		●	●
Emergency Stop Signal (ESS)		●	●
Hill Launch Assist (HLA)		●	●
Walk Away Lock		●	●
Seat-Belt Warning	Driver & Passenger	●	●
	Rear Passengers	●	●
Seat-Belts	Driver & Passenger	with Pretensioners	●
		with Load Limiter	●
		with Height Adjustable Anchorages	●
3-Point Seat Belts	All Seats	●	●
Seat Belts with Emergency Locking Retractor (ELR)	All Seats	●	●
ISOFIX Child Restraint Anchor Points and Top Tethers		●	●
Engine-Immobilizer		with Anti-theft System	with Anti-theft System

Specification is updated as of: 18/10/2023.

All vehicle models and specification shown are for Malaysia market only. Specification shown may vary from the actual vehicles. Specification may subject to change without prior notice.

Pictures shown are for illustration purposes only. It does not depict the actual vehicle.

\* Fuel Efficiency info is based on a combined fuel test cycle (Urban & Extra Urban). Test method: NEDC. Origin: United Nations.

\*\* Android Auto will be available upon official launch of service in Malaysia

Date Prepared: 18/10/2023. Prepared By: Product Marketing Division.